
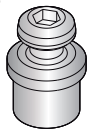






PIN SYSTEM INSTALLATION / INSTALACIÓN PIN SYSTEM / MONTAGE PIN SYSTEM /
PIN SYSTEM INSTALLAZIONE / MONTAGE PIN SYSTEM



Motorcycle

1 REF. 262057 M5			2 REF. 304114 M5 x 25 DIN 913		x2	4 REF. 300009 M5 x 10 DIN 913		x1
	x4		3 REF. 300010 M5 x 16 DIN 913		x1			

1

2

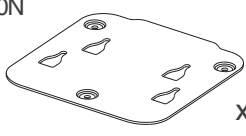
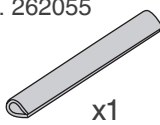

3

2.5 N·m

PLATE INSTALLATION / MONTAJE PLETINA / MONTAGE HALTEPLATTE /
INSTALLAZIONE SUPPORTO / MONTAGE PLATINE



Tank Bag

5 REF. 20120N		6 REF. 262055		7 REF. 304208 Torx 20 Ø 4 x 16	
	x1		x1		x3

4

5

- (GB)** Check your bag's manual before the installation of the fitting plate.
Always use the security strap.
- (E)** Consulte el manual de su bolsa antes de instalar la pletina.
Utilice siempre la correa de seguridad.
- (D)** Vor Montage der Halteplatte, bitte die Anleitung des Tank Rucksackes beachten.
Sicherheitsriemen immer befestigen.
- (I)** Consultare il manuale d'istruzioni del suo zaino prima dell'installazione del supporto.
Utilizza sempre la cinghia di sicurezza.
- (F)** Consultez la fiche d'instuctions de votre sacoché avant l'installation de la platine.
Toujours utiliser la sangle de sécurité.

