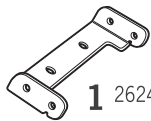


SHAD

HONDA CRF 1000 L '18 KIT TOP HOCR18ST



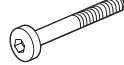
1 262401 x1



2 260596 x2
Ø16 Ø9 x20



3 303045 x18
Ø8



4 304170 x2
M8 x 60
Din 7380



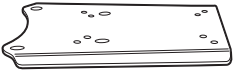
5 302024 x10
M8



6 262402 x1



7 260648 x2
Ø16 Ø9 x5



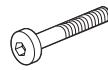
8 262400 x1



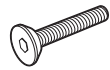
9 261451 x4
Ø18-12,5 Ø9 x 17-14



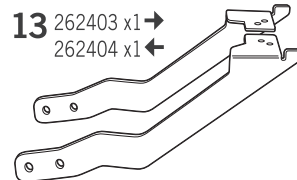
10 303025 x4
Ø10



11 304169 x2
M8 x 50
Din 7380



12 304032 x2
M8 x 50
Din 7991



13 262403 x1
262404 x1



14 304028 x4
M8 x 25
Din 7380

! WARNING!

(GB)

Do not fully tighten the screws until it is ensured that the KIT is correctly attached and aligned.

(E)

No apretar los tornillos del todo hasta asegurarse que el KIT está correctamente colocado y alineado.

(D)

Ziehen Sie die Schrauben nicht ganz fest, bevor Sie sich nicht vergewissert haben, daß der Bausatz korrekt eingestellt und ausgerichtet ist.

(I)

Non stringere del tutto le viti fin tanto non si è sicuri che il kit è collocato correttamente e allineato.

(F)

Ne pas serrer les vis avant d'être sûr que le KIT est correctement monté et ajusté.

