
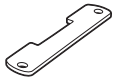
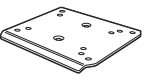


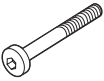






SHAD

PIAGGIO BEVERLY 300 / 400 S (EURO 5) '21 TOP MASTER VOBV41ST



- | | | | | | |
|---|---|--|--|---|---|
| 
1 262799 x1 | 
2 262800 x1 | 
3 262801 x1 | 
4 260523 x2
Ø16 Ø9 x25 | 
5 303045 x2
Ø8 | 
6 304170 x2
M8 x 60 DIN 7380 |
| 
7 262381 x4
M8 | 
8 260641 x2
Ø16 Ø9 x22 | 
9 303025 x2
Ø10 | 
10 304230 x2
M8 x 60 Din 7991 | | |

! WARNING!

- Compatible with Small (D1B29PA) & Medium (D1B40PA) mounting plates. (NOTE): Compatible with TOP CASES SH26 – SH47 only.
- **ATTENTION:** top fitting not compatible with aluminium mounting plate (D1BTRPA) or Large mounting plate (D1B481PA).

(GB)

Do not fully tighten the screws until it is ensured that the KIT is correctly attached and aligned.

(E)

No apretar los tornillos del todo hasta asegurarse que el KIT está correctamente colocado y alineado.

(D)

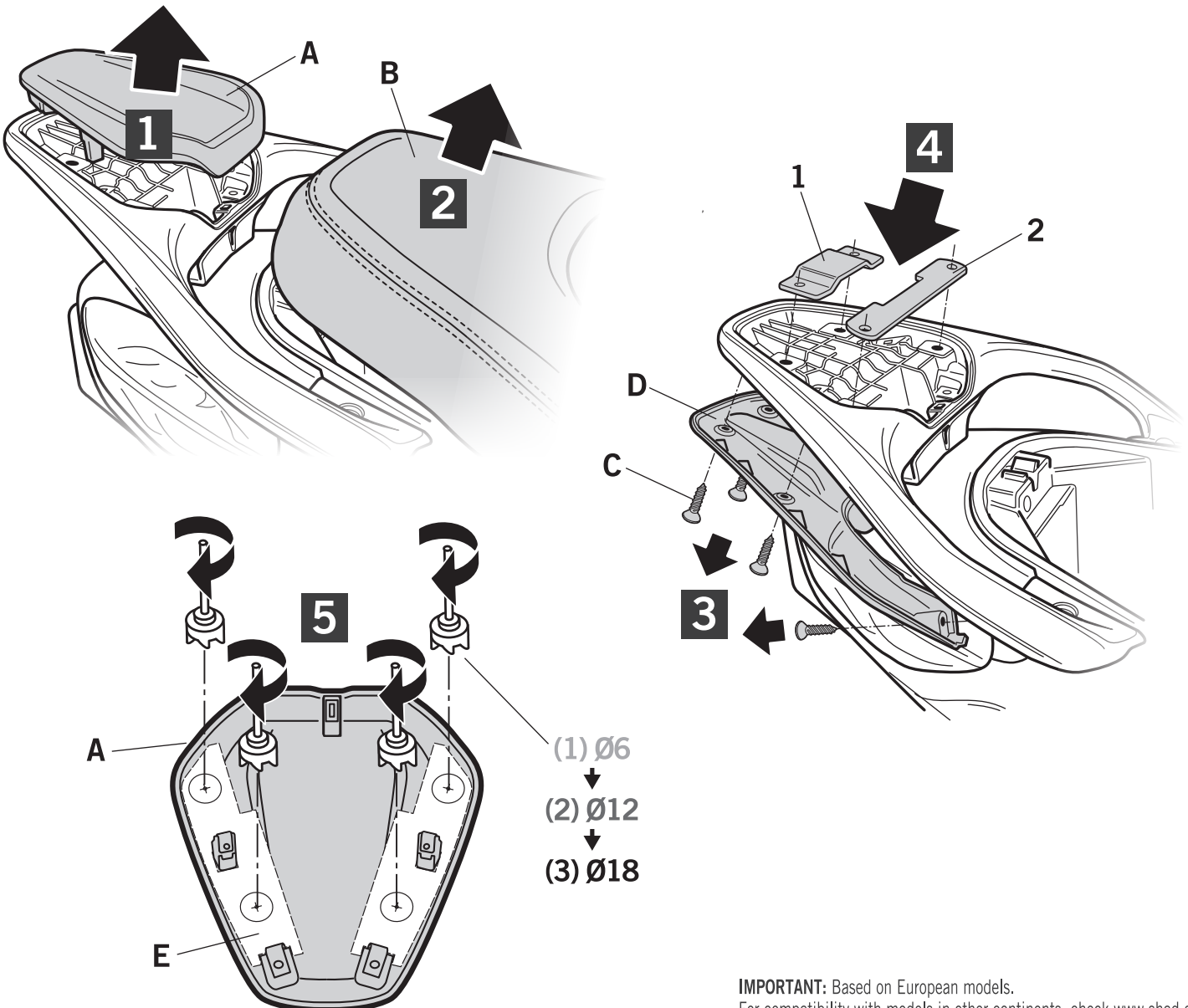
Ziehen Sie die Schrauben nicht ganz fest, bevor Sie sich nicht vergewissert haben, daß der Bausatz korrekt eingestell und ausgerichtet ist.

(I)

Non stringere del tutto le viti fin tanto non si è sicuri che il kit è collocato correttamente e allineato.

(F)

Ne pas serrer les vis avant d'être sûr que le KIT soit correctement positionné et ajusté.



IMPORTANT: Based on European models.
For compatibility with models in other continents, check www.shad.es

