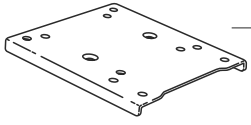


# SHAD

## ROYAL ENFIELD HIMALAYAN 450 '24

**BCN**

### TOP MASTER R0HM44ST

**1** 263480 x 1**2** 260760 x 4  
Ø20 Ø11 x 16**3** 304029 x 2  
M6x35 DIN 7991**4** 303017 x 6  
Ø6**5** 302021 x 4  
M6**6** 304079 x 2  
M6x30 DIN 7380

### WARNING!

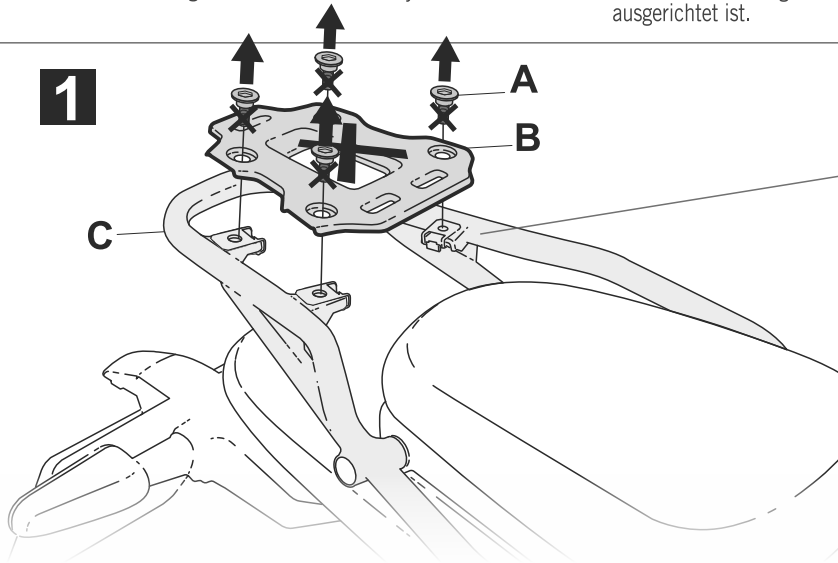
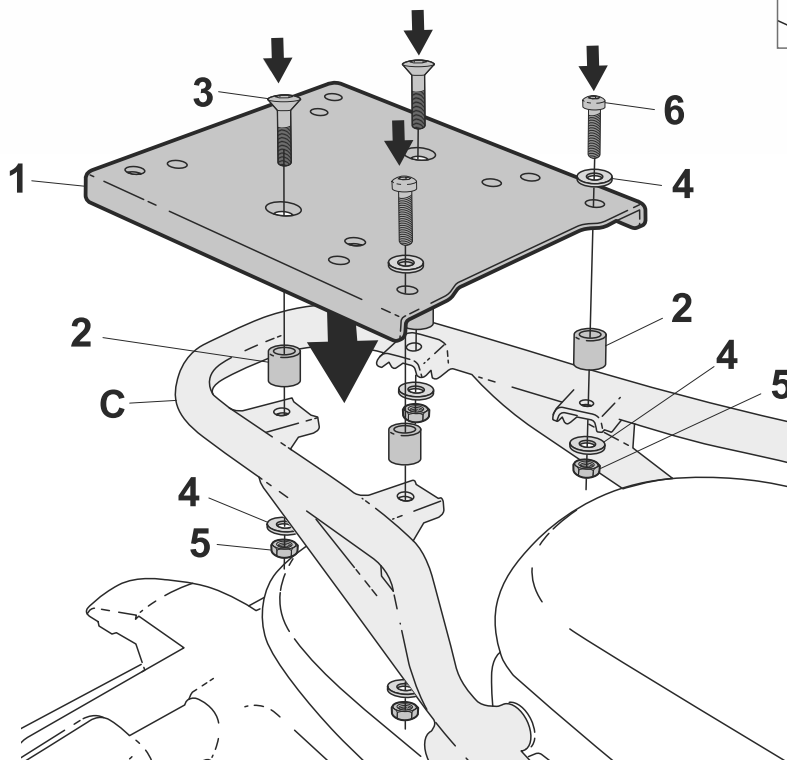
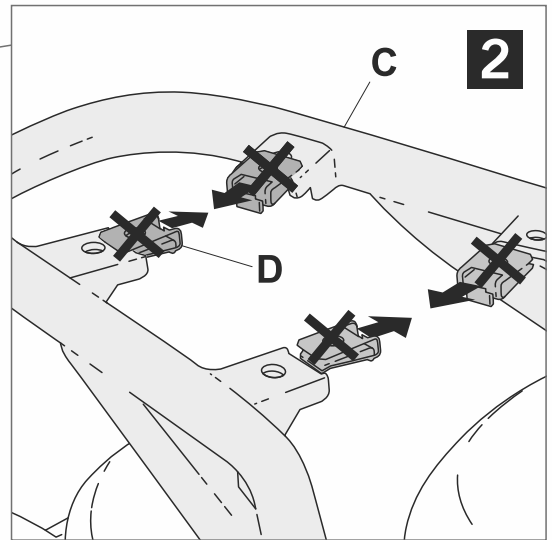
**GB** Do not fully tighten the screws until it is ensured that the KIT is correctly attached and aligned.

**E** No apretar los tornillos del todo hasta asegurarse que el KIT está correctamente colocado y alineado.

**D** Ziehen Sie die Schrauben nicht ganz fest, bevor Sie sich nicht vergewissert haben, daß der Bausatz korrekt eingestellt und ausgerichtet ist.

**I** Non stringere del tutto le viti fin tanto non si è sicuri che il kit è collocato correttamente e allineato.

**F** Ne pas serrer les vis avant d'être sûr que le KIT soit correctement positionné et ajusté.

**1****2**[WWW.SHAD.ES](http://WWW.SHAD.ES)

**IMPORTANT:** Based on European models. For compatibility with models in other continen check [www.shad.es](http://www.shad.es)

REF. 500479 Edition 1<sup>a</sup>